



Guild Phase Page 10

If playing advanced guild mode, choose an additional guild ability.



1 focus per round



1 non-worker resource per round
1 resource total - not 1 of each resource



Caravan (Advanced Guild Ability)

By spending 1 focus, you can take an action to move one of your non-upgraded outposts to an adjacent space (without dragons or a nest on it). You can move your outpost onto a space with any player's outpost, but 2 outposts maximum can be on a space. You must still build outposts on an unoccupied space, but you can upgrade your outposts (even if they share a space with another outpost). If you have two outposts on the same space, harvest from the space twice during the Harvest Phase. You cannot harvest from or build an outpost upgrade on worker or nest spaces.

Dragon Phase Page 14

Spawn dragons & resolve any swarms or dragon attacks.

Action Phase Page 16

Spend actions, focus, resources, & abilities.



Build an outpost (page 19)

Build the leftmost outpost by paying the cost to the left and gaining the renown underneath. You must build on the space where your character is. You can't build on a worker space, a nest space, or a space with another outpost. Each outpost harvests 1 resource from its space at the end of each round.



Move your character (page 18)

Spend 1 focus to move your character to an adjacent space (not diagonal). You can't move onto a space with a dragon, nest, or character without attacking (which is an additional action).



Recruit a worker from a worker space (page 18)

When your character is on a worker space, pay any combination of 2 resources to collect 1 worker. This action does not use focus.



Buy an action card (page 19)

Pay 2 focus to draw 1 action card. Action cards can be played at any time on any player. Playing an action card isn't considered an action - but buying one is.



Buy a market card (page 19)

The cost of each market card is at the top of the card, and the benefit is at the bottom. This action does not use focus.



Attack (pages 22-23)

Pay 1 focus and either 1 worker or 2 renown to attack. Your character must be on the space where you're attacking.































Upgrade an outpost (page 20)









Each outpost can be upgraded once. You must build an upgrade on the space where your character and outpost are. Each of the 4 upgrade types has its own cost and unique ability. Every upgrade also gives you 3 renown and 2 research abilities. You can build multiples of the same upgrade type.

Harvest Phase Page 24

Collect, resolve hand limit, & prepare for the next round.

	 Your character may share a space with other characters. (only 1 character needs this per space)	 Collect 1 action card per round	 Collect 7 renown	 Collect 2 renown per space where you have an outpost or character when you unlock this
	 Roll the fortune die once per round	 Collect 2 focus per round	 Roll the fortune die once per round (twice total)	 Collect 1 additional renown for each future market card you purchase
	 +1 defense strength (move your defense strength tracker up by 1)	 Collect 1 wood, food, or stone per round	 +1 defense strength (move your defense strength tracker up by 1)	 Collect 1 renown for each building you own when you unlock this (outposts and outpost upgrades count separately)
	 +1 attack strength (move your attack strength tracker up by 1)	 +1 attack strength (move your attack strength tracker up by 1)	 Collect 2 renown for each attack that you win	 +1 attack strength (move your attack strength tracker up by 1)

	Ability Type: Continuous		Defense / Defense Strength / Fortification		Outpost
	Ability Type: One-Time		Dragon		Outpost Upgrade
	Ability Type: Recurring		Focus		Renown / Politics
	Ability Type: Strengthen		Fortune Die		Research Ability
	Action Card		Game Mode: Competitive		Roll the Indicated Die
	Attack / Attack Strength / Conquest		Game Mode: Cooperative		Resource: Food
	Battle Won / Round Requirement		Hand Limit		Resource: Stone
	Board Space		Market / Commerce		Resource: Wood
	Character		Movement		Special Resource: Worker
			Nest		

Battle Sequence	Choose a target* Declare what you're attacking and move there. *Skip these steps if a dragon is attacking you.	➤	Pay to attack* Pay 1 focus and either 1 worker or 2 renown.	➤	Determine battle strengths Calculate the attacker and defender battle strengths. (below & page 22)	➤	Resolve the aftermath Based on the scenario, determine next steps. (page 23)
Your Battle Strength	 Attack or Defense Strength (found on player board)	+	 Number of Workers	+	 Battle Die Roll	+	 Action Cards (if played)
Dragon & Nest Battle Strength	 Current Dragon Strength (found on round tracker) Multiply by the number of dragons on the space	+	 Current Nest Strength* (found on round tracker) *If an undefeated nest is on the space	+	 Dragon Die Roll	+	 Action Cards (if played)