

FS-UNFATH Insert compatible with Unfathomable®

incl. space for the From the Abyss® expansion



Assembly Instructions

The package contains 7 sheets: one double and five single sheets.

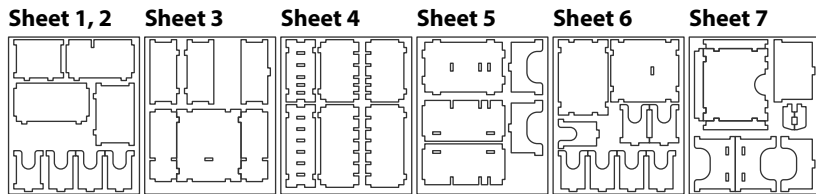
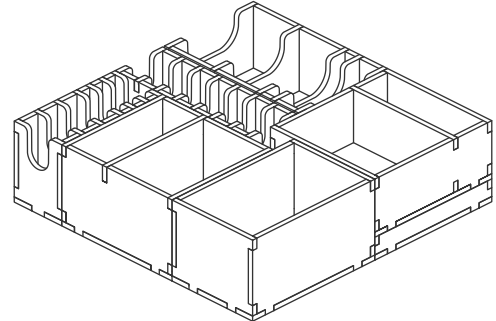
After assembly the trays are put in up to three layers in the original game box.

Ordinary PVA glue is required when assembling each tray.

Please make sure you **dry-assemble** each tray correctly before gluing it together.

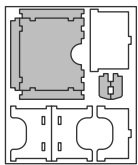
Please check www.foldedspace.com for general assembly tips.

FS-UNFATH

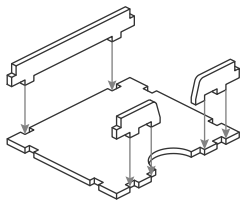


Tray 1

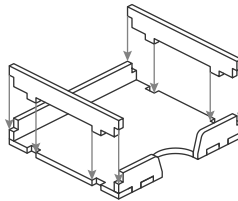
Sheet 7



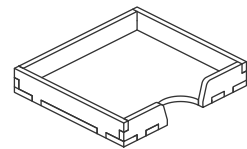
Step 1



Step 2

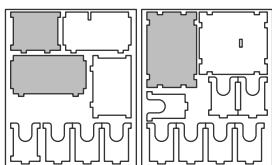


Finished tray

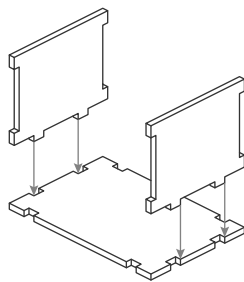


Tray 2

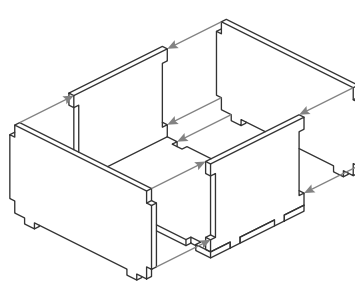
Sheet 1, 2, 6



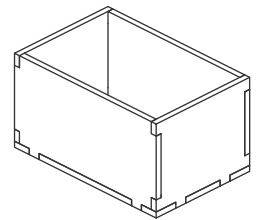
Step 1



Step 2

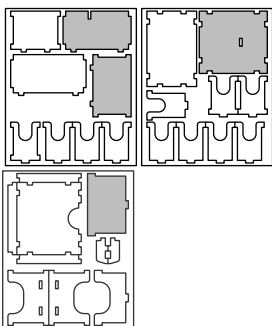


Finished tray

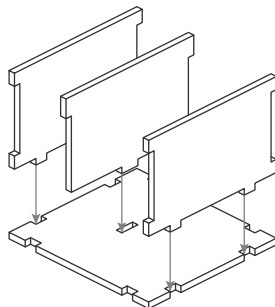


Tray 3

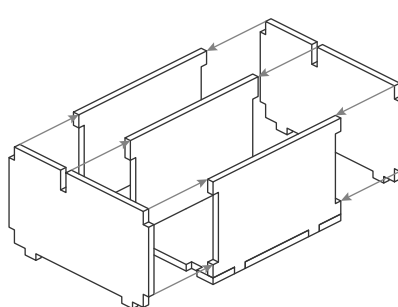
Sheet 1, 2, 6, 7



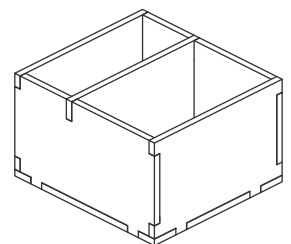
Step 1



Step 2

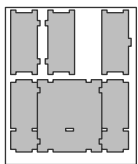


Finished tray

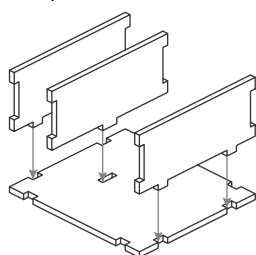


Tray 4

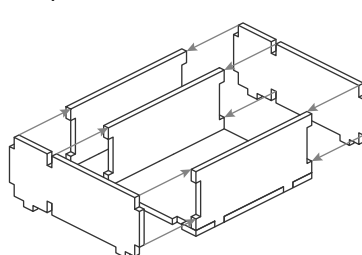
Sheet 3



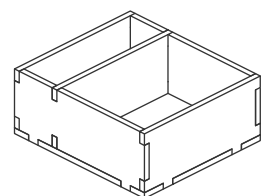
Step 1



Step 2



Finished tray



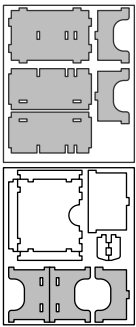
FS-UNFATH Insert compatible with Unfathomable®

incl. space for the From the Abyss® expansion

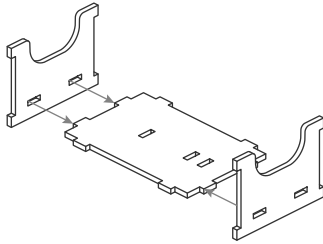


Tray 5

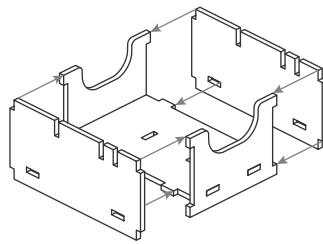
Sheet 5, 7



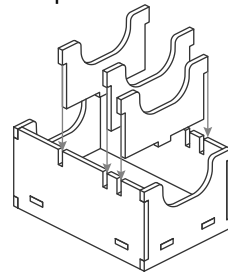
Step 1



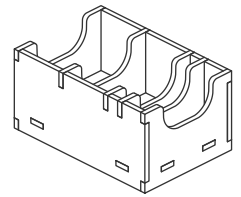
Step 2



Step 3

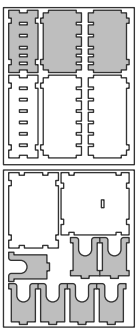


Finished tray

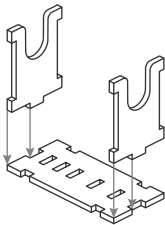


Tray 6

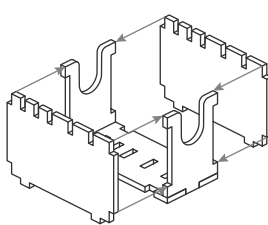
Sheet 4, 6



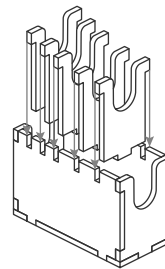
Step 1



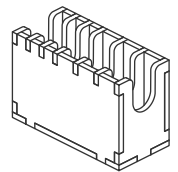
Step 2



Step 3

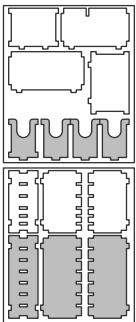


Finished tray

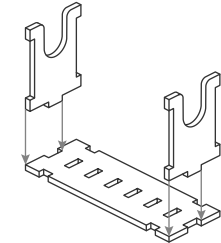


Tray 7

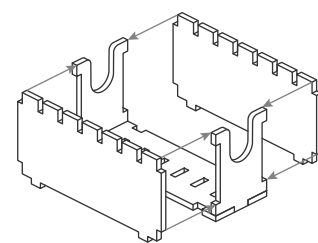
Sheet 1, 2, 4



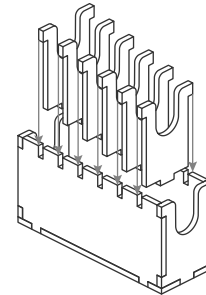
Step 1



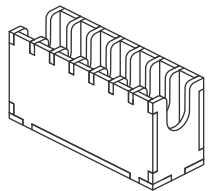
Step 2



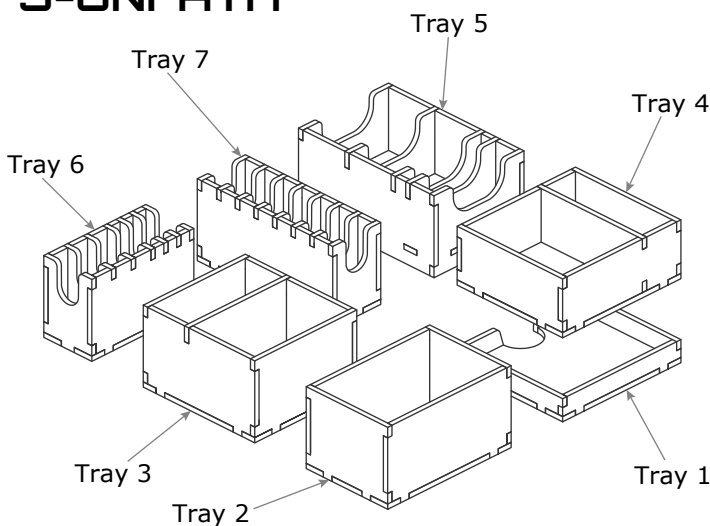
Step 3



Finished tray



FS-UNFATH



Please check www.foldedspace.com for photos of this insert in use.

Tray legend

- Tray 1 - character, player reference, traitor reference & expansion reference sheets
- Tray 2 - Mother Hydra & Father Dagon figures
- Tray 3 - Deep Ones and Horror figures
- Tray 4 - character standees, horror, travel & ritual track tokens, and current player token, 8-sided die, passenger tokens, traitor rings & overlay tiles
- Tray 5 - mythos cards, character-specific mythos cards, and loyalty, prelude, horror, captain & keeper of the tome cards
- Tray 6 - waypoint, item, spell, feat, ally and ship damage cards
- Tray 7 - skill cards split by the seven types

Note: when placing the game board on top of the trays ensure that the dials are facing upwards.