

Andor Base Organizer

LL0A

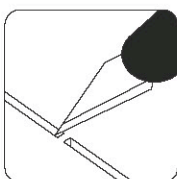
Compatible with Legends of Andor
and The Star Shield expansion

This box organizer is compatible with Legends of Andor.
This product is not licensed and is up for change at any time in
the future.


Assembly Guide



Watch our beginners
guide videos on
youtube.
Just scan the
QR code and get
started!



Use an exacto
knife to cut the
bits connecting
the parts to the
frame.




Remove the parts
from the frame
with a rotating
motion along the
axis formed by the
bits you just cut.

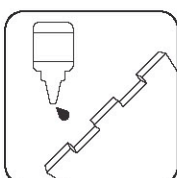


LASEROX


Use **wood glue** for assembly.
If you encounter any issues,
please contact us at
info@laserox.net



Use the exacto
knife to remove
any of the
remaining
connection bits.



Most joints are
press-fit, but
some joints might
require a drop of
glue to ensure a
strong bond.



Press the parts
together or use
a hobby hammer
with slight force
for assembly.

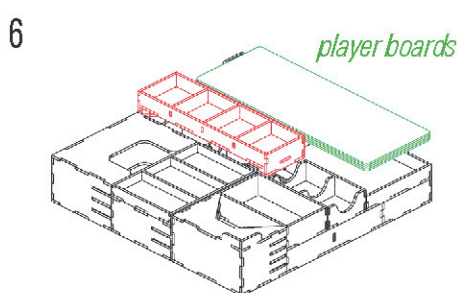
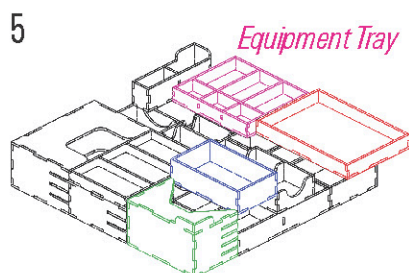
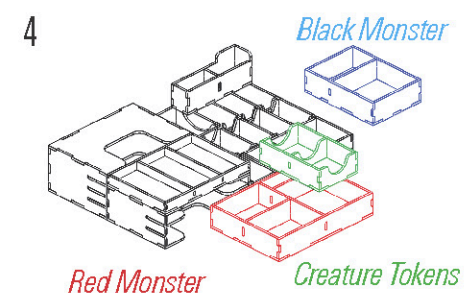
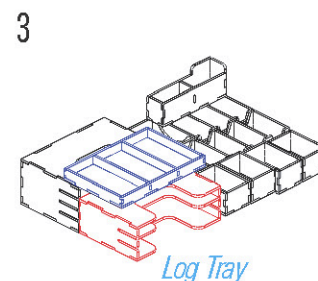
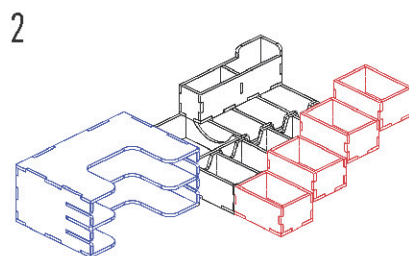
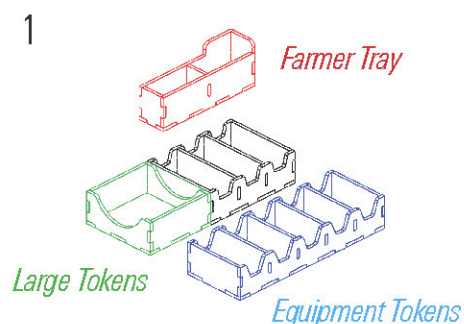


5 999567 862310



WARNING Choking hazard!
Not for children under 3 years.

Box Assembly



*The equipment board goes on top of the
player boards. The game board goes on top.*

Share your creation!



laseroxinserts

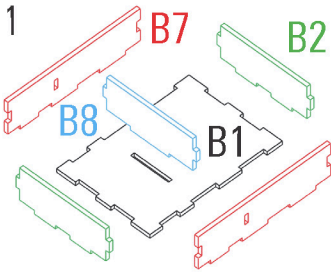
Watch our
"How it fits"
video and get your
game organized!



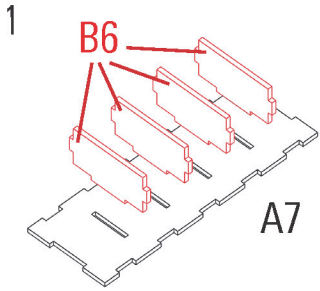
<http://tiny.cc/lrxandor>

Equipment Tokens

Black Monsters

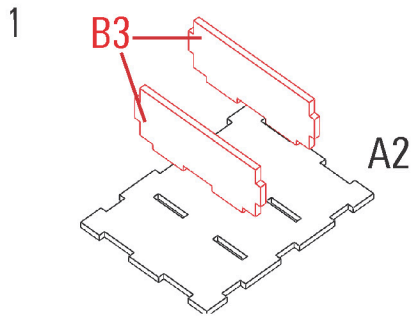


Required parts: **B1, B2x2, B7x2, B8,**



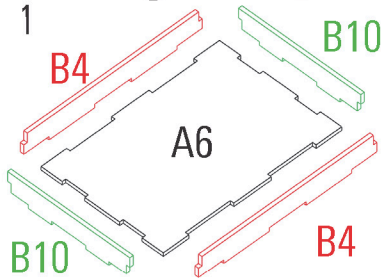
Required parts: **A7, B6x6, B9x2,**

Coin Tray



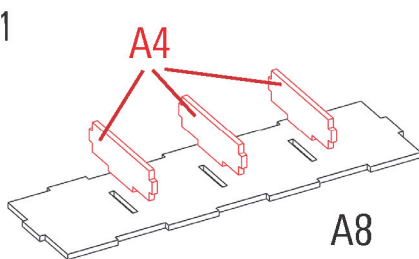
Required parts: **B3x4, A2, A3x2,**

Dragon Tray



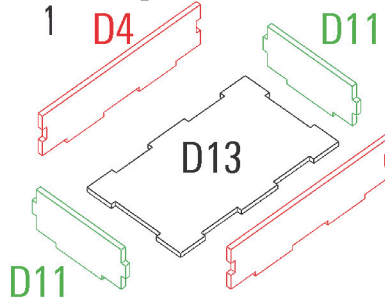
Required parts: **A6, B4x2, B10x2,**

Gemstone Tray

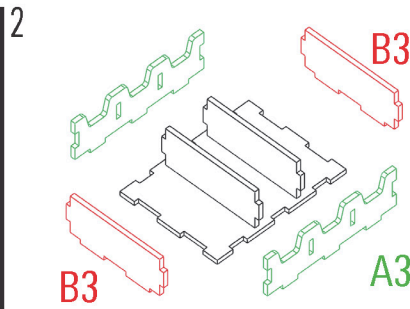
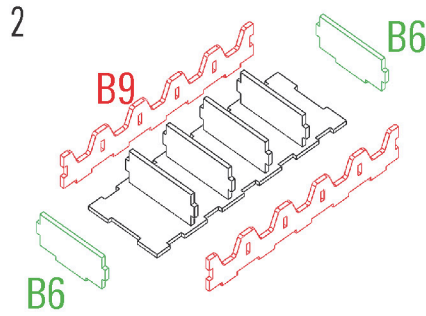


Required parts: **A8, A4x3, C2, C3, C4, A5x2,**

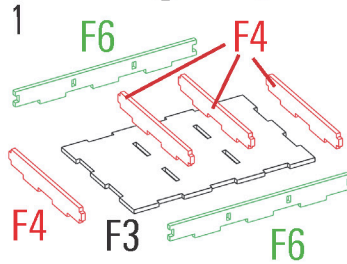
Grey Monsters



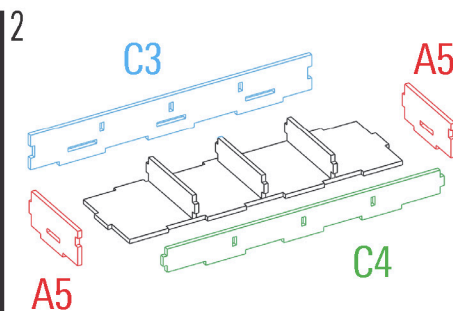
Required parts: **D13, D11x2, D4x2,**



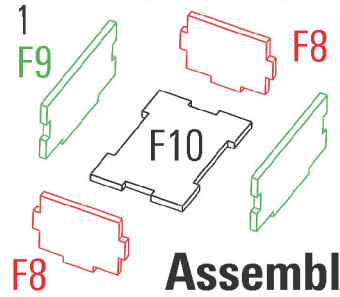
Log Tray



Required parts: **F3, F4x4, F6x2,**



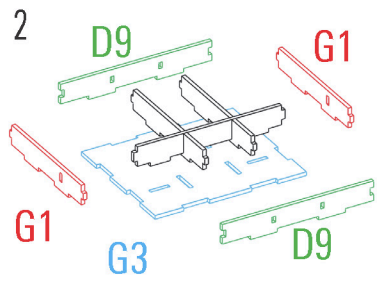
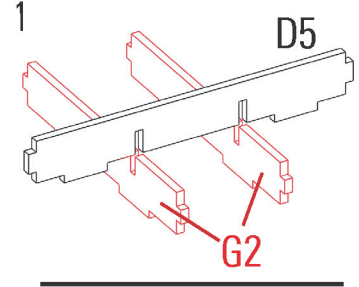
Player Trays



Required parts: **F10, F9x2, F8x2,**

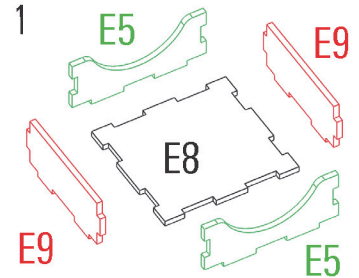
Assemble 4x

Equipment Tray

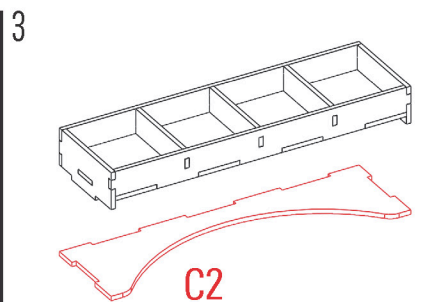


Required parts: **G3, D5, G2x2, G1x2, D9x2**

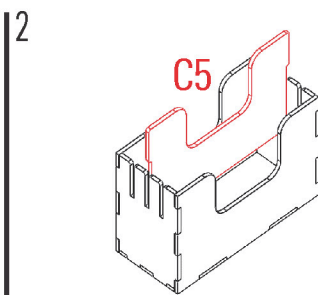
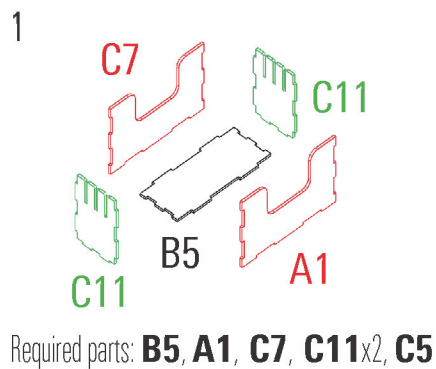
Large Token Holder



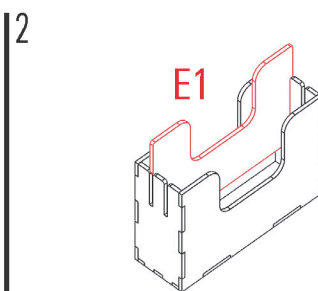
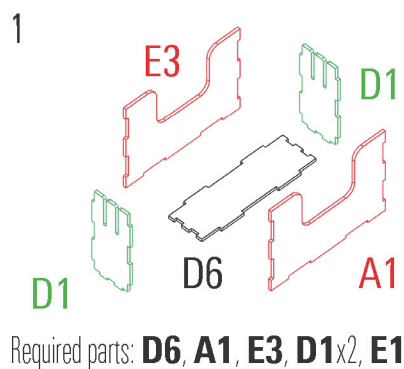
Required parts: **E8, E5x2, E9x2,**



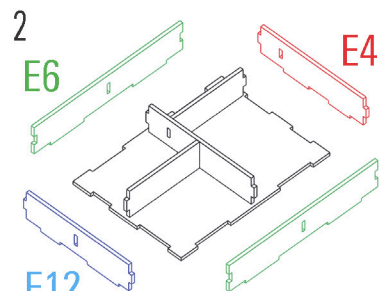
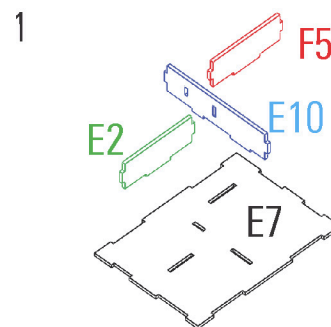
Large Card Tray



Large Card Tray 2

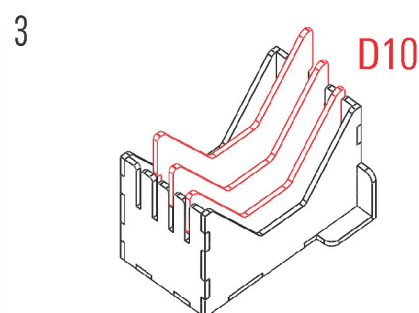
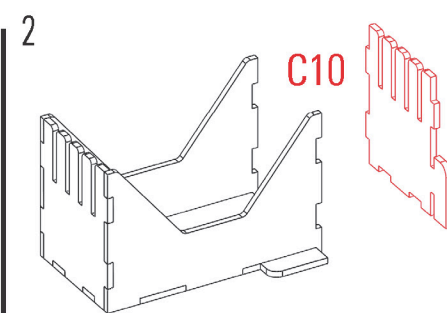
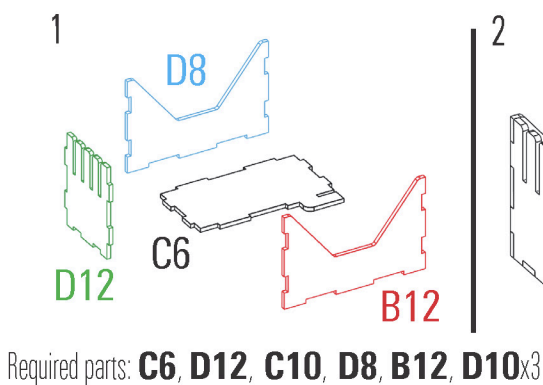


Red Monster Tray

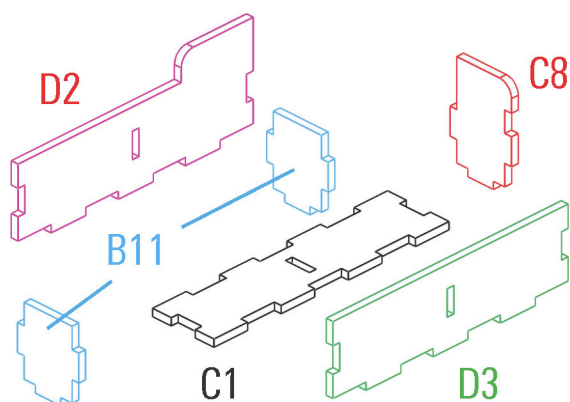


Required parts: **E7, E10, F5, E2, E6x2, E4**

Small Card Tray

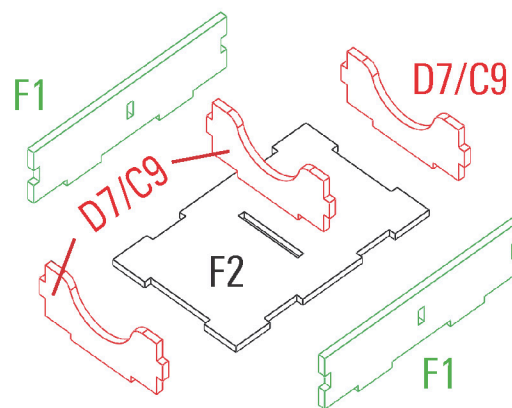


Farmer Tray



Required parts: **C1, C8, D2, D3, B11x2**

Creature Tokens



Required parts: **F2, F1x2, D7x2, C9**