

# MANDRAGORA

A game by  
Bruno CATHALA & Florian SIRIEIX  
Illustrated by PIERÓ

It's Black Magic Friday, and the sorcery boutiques are having big sales. The perfect opportunity to restock your magical ingredients and finally settle the score with the other sorcerers of this land! You have given your apprentice your shopping list, but it seems you're not the only one who has done this...

So you've told him to clean out these shops, bringing you the ingredients and spellbooks necessary to unleash the most powerful curses against your rivals! Assuming that scatterbrain thinks to grab the mandrakes, and not to touch the cursed scrolls...

**NOTE:** In this rulebook, the players are called "sorcerers".



## SETUP

- Thoroughly shuffle the 10 Shop tiles, and arrange them randomly in a circle **1**.
- Thoroughly shuffle the Spell cards by value: Make a face-up stack of cards for each Spell value near the Shop tiles. Arrange the stacks in increasing order **2**.
- Place the Assistant figurine on the starting Shop tile **3** (the tile with the curve at the bottom).
- Place the Curse marker & Endgame Countdown marker nearby **4**.
- Magical Items: When playing with only 2 or 3 sorcerers, remove some of the cards, as follows:

**WITH 4 SORCERERS**, play with all of the cards.

**WITH 3 SORCERERS:**  
remove these 5 cards,  
and return them to the box.



**WITH 2 SORCERERS:**  
remove all 16 of the  
blue cards, as well as  
these 10 cards, and  
return them to the box.



- Give each sorcerer 1 mandrake **5**.
- Shuffle all of the remaining Magical Item cards to form a face-down deck in the center of the Shop circle **6**.
- Draw and place 1 Magical Item card **face up** in front of each **day** Shop tile, except for the one where the Assistant figurine is standing (this will be 6 cards) **7**.
- Draw and place 1 Magical Item card **face down** in front of each of the 3 **night** Shop tiles **8**.



## CONTENTS

- 10 SHOP tiles
- 1 ASSISTANT figurine
- 1 CURSE marker
- 1 ENDGAME COUNTDOWN marker
- 106 cards, broken down as follows:



- 24 Spells  
of value 1 – 5



- 82 Magical  
Items

### BREAKDOWN OF MAGICAL ITEMS:



- 12 Cursed  
Scrolls



- 7 Mandrakes  
("wild" – can be  
used as a spellbook  
or ingredient of any  
color)



- 21 Spellbooks  
of value 0 – 3  
(in 6 colors)



- 42 Ingredients  
(in 5 colors)

### BREAKDOWN BY COLOR:

						BLACK
INGREDIENTS	x3	x6	x9	x12	x12	0
SPELLBOOKS	x4	x4	x4	x4	x4	x1





## PLAYING THE GAME

Sorcerers play in clockwise order.

On your turn, you **must** perform one of the two following actions:

- **Either** send the Assistant to seek new magical items
- **Or** cast a spell

Determine the first player by any method you like (for example, whoever most resembles a sorcerer).

### SEND THE ASSISTANT TO SEEK NEW MAGICAL ITEMS :

- 1- **MOVE THE ASSISTANT** to any of the next 3 Shop tiles clockwise.
- 2- **GAIN ALL OF THE MAGICAL ITEMS** present on this Shop tile:  
Simply add ingredients, mandrakes, and spellbooks to your hand. There is no limit to the number of cards in your hand.  
If there are cursed scrolls present on this Shop tile, immediately place them in front of you face up, adding them to any you may have already had there.
- 3- **RESTOCK THE SHOPS:** On each shop that the assistant passed through (including the one from which he departed), add the top card from the Magical Item deck to the shop (be sure to place cards face down at the night shops, and face up at day shops). This is how there comes to be more than one card per Shop tile.




On **DAY SHOPS**, always place Magical Items **face up**.




On **NIGHT SHOPS**, always place Magical Items **face down**.


### EXAMPLE OF SEEKING MAGICAL ITEMS



The sorcerer decides to advance the Assistant figurine 3 spaces.



The sorcerer collects all of the cards from the shop at which the assistant stopped.



A card is added to each of the 3 shops that the assistant passed through, placing them face up at the day shops, and face down at the night shops.

### CAST A SPELL

When you choose to cast a spell, the Assistant figurine stays where it is.


#### 1- PREPARE THE SPELL:

From your hand, choose 1 Spellbook and any number of Ingredients of the same color as the Spellbook. Place these cards in front of you in a single stack, face up, so the color of the spell is visible.

**ATTENTION:** You can only use one Spellbook in each spell! If you have two or more Spellbooks of the same color, you will need to cast multiple spells of that color.




### BLACK MAGIC



The black Spellbook is special: There are no black ingredients in the game. The black Spellbook requires ingredients **ALL OF DIFFERENT COLORS**.

### MANDRAKES



Mandrakes are extremely powerful magical items, which can act as wildcards:

- **EITHER** to replace an Ingredient.
- **OR** to replace a Spellbook.

If you use a Mandrake as a Spellbook, you must either use Ingredients all of one color (regular magic), or all of different colors (black magic).

Either way, you can only have **ONE MANDRAKE IN EACH SPELL**.

#### 2- SPELL'S EFFECT:

Choose the effect of the spell you have cast as follows:

- The number of ingredients you used determines the **maximum power** of the spell you can cast. Thus, with 1 Spellbook + 3 Ingredients of the same color, you can cast a spell of power 1, 2, or 3 — your choice!
- Take the top Spell card from the stack corresponding to the power you choose, place it atop the stack of Ingredients leaving only the side of the Spellbook visible (i.e. hide the Ingredient cards), then apply the Spell card's effect (see *Spell Descriptions on page 4*).

### EXAMPLE OF CASTING A SPELL



Using the yellow Spellbook with 3 Ingredients (2 yellow Ingredients +1 Mandrake), the sorcerer casts a power-3 spell, placing a 3 Spell card on top of them.



### END OF THE GAME

When the Magical Item deck is empty, only 3 rounds remain, starting with the next sorcerer.

Place the Endgame Countdown marker in front of this sorcerer, III side up, to remind everyone that there are 3 rounds left in the game. When this sorcerer's turn comes around the next time, flip the marker to its II side (because there are now 2 rounds left). Finally, when this sorcerer's turn comes around again, discard the marker to show that the final round has commenced.



During these 3 final rounds, each sorcerer must either take a normal turn, **or drop out, taking no more turns**.

**At the end of these 3 final rounds, or as soon as everyone has dropped out**, the game ends, and each sorcerer calculates their own score

#### → CALCULATING YOUR SCORE:

- For each spell you've cast, add the value of the Spell card and the Spellbook (ignore the Ingredient cards).
- Deduct 1 point per color you still have in your hand (Mandrakes are considered white for this penalty).
- Deduct 2 points if you have the Curse marker.

**The sorcerer with the most points wins the game.**

In the event of a tie, the tied player who cast more spells wins.



### EXAMPLE OF FINAL SCORING

2+3 = 5 points    0+2 = 2 points    3+1 = 4 points    0+4 = 4 points

1+1 = 2 points    -2 points    2 colors remaining

Spells & Spellbooks = 17 points    Curse token = -2 points

3 colors of card in hand. The Disappearance spell eliminates one. -2 points

**TOTAL 12 points.**





## ~ SPELL DESCRIPTIONS ~

There are 3 types of Spell cards:




Apply the effect as soon as you take the Spell card.



The effect is permanent for the whole game.



The effect applies at the end of the game, before counting the points.



### BANISHMENT x4




Remove one Cursed Scroll in your possession from the game.



### REPLICATION x3



You may take another turn immediately. If you do not, the effect goes to waste.



### TRANSFER x4



Give one of your opponents a Cursed Scroll in your possession.



### SWIFTNESS x3



Each Spell of this type in your possession increases your movement range by 1.



### SUBSTITUTION x4




Draw a card from an opponent's hand, then give that opponent a card of your choice from your hand. (You can give them the card you took.)



### DISAPPEARANCE x2



Choose a color. Discard all cards of this color from your hand. If you have 2 of this spell, remove 2 colors from your hand.



### LEVITATION x3




Take the card of your choice from any shop. Do not replace that card.



### PURIFICATION x1



Discard all of the cards from your hand.



## ~ TEAM VARIANT (4 sorcerers) ~

If you are playing with 4 sorcerers, you have the option for each to play for themselves according to the normal rules; however, you also have the option to play in teams: 2 versus 2! (We recommend this option.)

The two partners of each team sit across from each other. For the most part, the game plays exactly as usual: Each sorcerer manages their own hand of cards, and their own spells; however, each team also has the opportunity to give and/or exchange cards, as we will now explain.

As soon as you receive one or more new cursed scrolls (picking them up from a shop, or as the result of a spell), you can do ONE of the following:

- ◆ **GIVE** a card of your choice to your partner
- ◆ **RECEIVE** a card of your partner's choice
- ◆ **EXCHANGE** a card with your partner

You are welcome to communicate freely with your partner about the desired cards!

At the end of the game, use each team's combined score to see which team wins.