

# MEDIEVAL DICE TOWER



22



Pieces to assemble  
Pezzi da assemblare


17.5 (length) x 8.1 (width)  
x 7 (height) cm



Size once assembled (folded)  
Dimensioni assemblata (chiusa)

## TECHNICAL SPECS

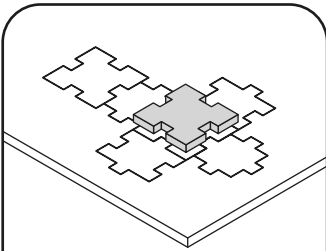
Dice tower, compatible with all standard and bigger dice (maximum dice diameter: 3cm). One gesture folding mechanism.  
Torre lanciadadi, per dadi standard di diametro massimo fino a 3cm. Richiudibile in un solo gesto.



Any doubt?  
Download a full  
digital version on  
[thedicetroyers.com](http://thedicetroyers.com)

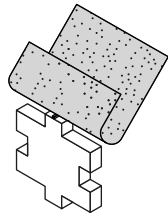
All trademarks and copyrights are the property of their respective owners.  
This product is not a toy. Contains small parts that can be swallowed or inhaled. 14+

1



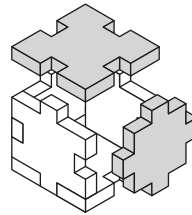
Gently take off  
all the pieces.  
Stacca delicatamente  
dal foglio tutti i pezzi.

2



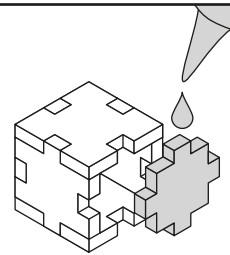
If necessary, use sand paper  
to smoothen the borders.  
Se necessario rifila con carta  
vetrata per legno eventuali  
imperfezioni dei pezzi.

3



Get familiar with  
all the pieces  
and check the correct  
assembly sequence.  
Prendi familiarità con tutti  
i pezzi, per assicurarti  
che la sequenza di  
assemblaggio sia corretta.

4

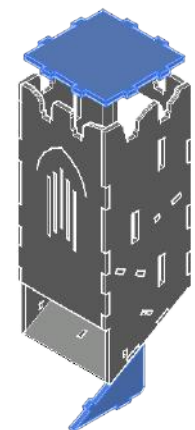

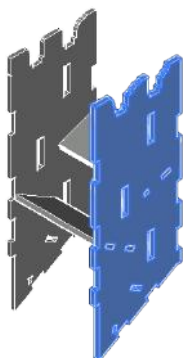
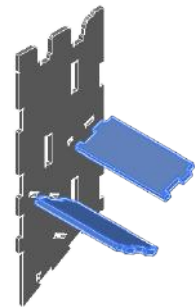
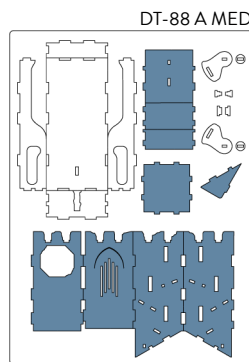


Once verified the correct  
assembly sequence, just add  
a small quantity of PVA glue  
on every joint.  
Dopo aver verificato  
la sequenza di assemblaggio  
aggiungi una piccola quantità  
di colla vinilica su tutti  
gli incastri per garantirne  
la durata nel tempo.

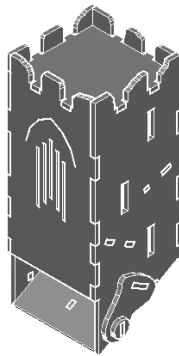
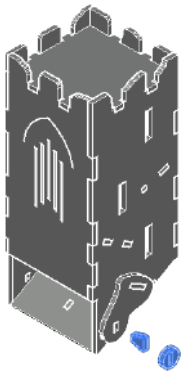
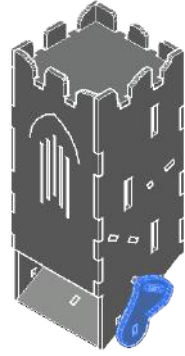
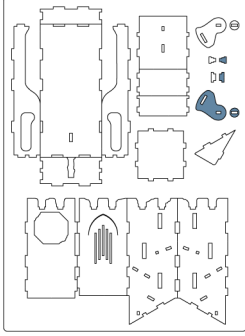
## INSTRUCTIONS

**NOTE**  
While assembling remember that the  
engraved sides must be facing outwards.  
Mentre assembli ricorda che i lati incisi vanno  
rivolti verso l'esterno.

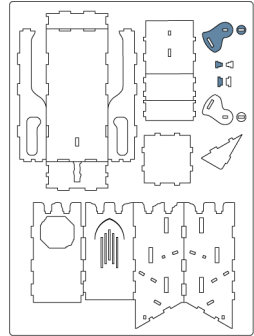
A



DT-88 A MED

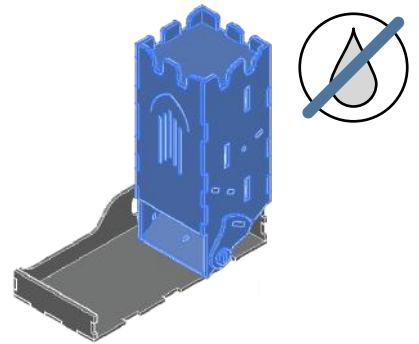
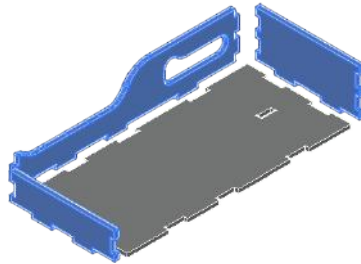
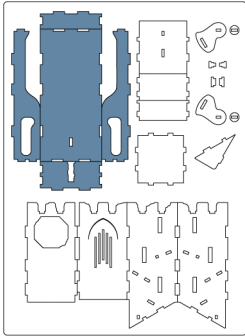


DT-88 A MED

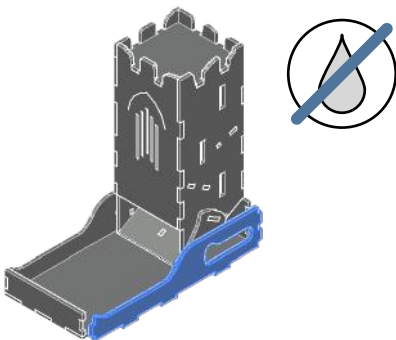


NOTE: Follow the same sequence on the other side. Segui la stessa sequenza anche sull'altro lato.

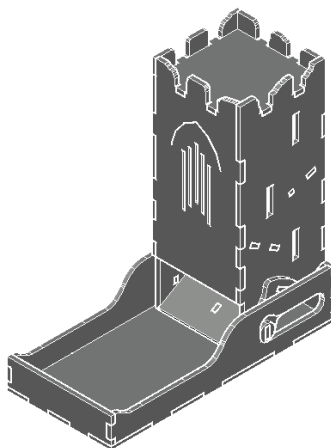
DT-88 A MED




NOTE: Don't use glue on this joints; rotating elements. Non usare colla su questi incastri, elementi rotanti.



NOTE: Don't use glue on the rotating elements. Use glue only on the base and sides. Non usare colla sui rotanti. Incollare solamente la base e i laterali.





Non-recyclable waste.  
Smaltire i materiali di scarto nell'indifferenziata.

All trademarks and copyrights are the property of their respective owners.  
This product is not a toy. Contains small parts that can be swallowed or inhaled. 14+